



moulded wiring accessories

Including round & square edge, Neo slimline and Part M ranges

2 Features & Finishes


Screw covers for sleek appearance



Flush power LED & inlaid red rocker indicator




Angled in-line colour coded captive terminals



Modern slim profile

Twin Earth

Features for round profile White Moulded



Switches	3
Sockets	3
45 Amp Switches	8
20/32 Amp Switches	8
Shaver Sockets	9
Dimmers	10
Co-ax & Satellite	11
Telephone & Data	12
Blank Plates	13
Accessories	13
Neo Slimline	15
Part M	21



Round Edge



Square Edge



Neo Slimline




Part M

*25/30 Year Guarantee on selected products. *25 year guarantee not applicable on USB sockets
See the BG website for full terms and conditions.


Cat No.		Description	Inner Carton	Outer Carton
10 Amp 10AX Plate Switches				
Round Edge	Square Edge			
811	911	1 gang, 1 way	10	100
812	912	1 gang, 2 way	10	100
-	912W	1 gang, 2 way, wide rocker	10	100
813	913	Intermediate switch	10	100
814	914	1 gang, bell push	10	100
815	915	Triple pole fan isolator	10	100
842	942	2 gang, 2 way	10	100
-	942W	2 gang, 2 way, wide rocker	10	100
843	943	3 gang, 2 way	10	100
844	944	4 gang, 2 way	5	50
846	946	6 gang, 2 way	5	50

- All switches 10 Amp, 10AX inductive rated
- Captive terminal screws
- Terminal capacity 4 x 1.0mm², 4 x 1.5mm², 2 x 2.5mm² & 1 x 4.0mm²

- Plate-switches manufactured to BS EN 60669-1, fan isolator to IEC 60669-2-4
- Minimum mounting box depth:
1 & 2 gang 16mm - 3, 4 & 6 gang 25mm
- Switch locator available - see below




10 Amp 10AX Architrave Switches				
Round Edge	Square Edge			
847	-	1 gang, 2 way	20	200
848	-	2 gang, 2 way	10	100
849	-	1 gang, 2 way retractive marked "PRESS"	20	200



- All switches 10 Amp, 10AX inductive rated
- Captive terminal screws
- Terminal capacity 4 x 1.0mm², 4 x 1.5mm², 2 x 2.5mm² & 1 x 4.0mm²
- Manufactured to BS EN 60669-1
- Minimum mounting box depth 16mm
- Single patress box (837), double patress box (838)


Switch Locator				
SW1LM	Switch Locator		10	100



- Connects directly to the rear of the switch
- Provides a soft background for assistance to locate the switch
- Low energy, long life LED
- Suitable for use with all BG switches

Cat No.		Description	Inner Carton	Outer Carton
13 Amp Socket Outlets				
Round Edge	Square Edge			
821	921	1 gang SP	10	100
821DP	921DP	1 gang DP	10	100
822	922	2 gang SP	5	50
822DP	922DP	2 gang DP	5	50
822DPOB	-	2 gang DP, switched, outboard rockers	5	50
823	923	1 gang unswitched	10	100
824	924	2 gang unswitched	5	50
825	925	1 gang switched with indicator	10	100
826	926	2 gang switched with indicators	5	50

- Twin earth fitted as standard to allow a double earth facility for installations requiring high integrity protective connection Ref. BS 7671:2008
- Manufactured to BS 1363-2
- Minimum mounting box depth 25mm
- Terminal capacity 3 x 2.5mm², 3 x 4.0mm² & 2 x 6.0mm²



13 Amp Converter Switched Socket Outlet				
Round Edge	Square Edge			
822CON	-	1 gang to 2 gang, SP	5	50



- Converts a single socket to a double with no alteration to the wall box
- Minimum mounting box depth 25mm
- Terminal capacity 3 x 2.5mm², 3 x 4.0mm² & 2 x 6.0mm²
- Manufactured to BS 1362 Part 2

Easy to Install

Step 1



Switch off electricity supply & remove the old socket

Step 2



Connect the new converter socket

Step 3



Fix to wall box & fit screw cover caps

Cat No.		Description	Inner Carton	Outer Carton
13 Amp Switched Socket with USB Charger				
Round Edge	Square Edge			
821U	921U	1 gang SP, switched + 2 x USB (2.1A)	5	50
822U	922U	2 gang SP, switched, outboard rockers + 2 x USB (2.1A)	5	50

- 2 gang switched socket with outboard rockers
- 2 x Type A USB sockets - 2.1A total output, 5V
- Charges iPad, iPhone, tablets, mobiles, cameras and more
- Terminal capacity 3 x 2.5mm², 3 x 4.0mm² & 2 x 6.0mm²
- Minimum mounting box depth 25mm - ideal for retrofit

- Twin earth fitted as standard to allow a double earth facility for installations requiring high integrity protective connection Ref. BS 7671:2008
- Manufactured to BS 5733 and BS EN 60950
- 10 year guarantee



13A Socket with 2x USB Charger Outlets

Modern gadgets demand high power to charge. BG's USB sockets have an output of 2.1A (5V) shared across the two outlets - suitable for charging iPad, iPhone, tablets, mobiles, cameras and more.

As well as being practical, the sockets are easy to install featuring angled inline colour coded captive terminals, twin earth as standard and they easily retrofit into 25mm wall boxes.

Smart USB

- Standby mode when device is fully charged
- Auto detects USB device & adjusts charging pattern to suit
- Protects the device in the event of an overload

RCD Protection

Round Edge	Square Edge			
822RCD	-	13A switched socket, 2 gang	5	50
855RCD	-	13A fused connection unit	10	100



- Maximum load 3120 watts 240V AC
- 30 mA trip speed 40 ms
- Latching type
- Terminal capacity 3 x 2.5mm², 2 x 4.0mm² & 1 x 6.0mm²
- Manufactured to BS 7288:1990
- 822RCD - Minimum mounting box depth 35mm
- 855RCD - Minimum mounting box depth 35mm
- 855RCD - Removable flex outlet
- 10mm Spacer provided for shallow boxes

There are 2 types of RCD - **Latching** and **Non-Latching**; also termed active and passive. Both types are accepted by British Standards and it is up to the user to choose the type of RCD most suitable for their application.

NON-LATCHING (active) RCDs switch off when the power to them is turned off. Every time the supply to the RCD is interrupted it will trip and will need to be reset.

LATCHING (passive) RCDs "remember" the state they were in prior to the power being switched off.


Cat No.		Description	Inner Carton	Outer Carton
Combination Plates				
Round Edge	Square Edge			
822EM4	-	1 x 2 gang DP 13A switched sockets & 4 Euro Module (1 x 4 EM)	1	5
822EM8	-	2 x 2 gang DP 13A switched sockets & 8 Euro Module (2 x 4 EM)	1	5



- Twin earth fitted as standard to sockets
- Manufactured to BS 1363 Part 2
- Terminal capacity 3 x 2.5mm², 3 x 4.0mm² & 2 x 6.0mm²
- Mounting box depth 47mm
- Mounting boxes 822EM8 - HGS07/C4, 822EM4 - HGS07/C2
- Modules of mains and extra low voltage rating must not be fitted to the same front plate aperture Ref. BS 7671:2008
- *** See our Euro Module range, for further Telecom, Data and Co-axial Options**

13 Amp Fused Connection Units				
Round Edge	Square Edge			
850	950	Switched and fused	10	100
852	951	Switched and fused with indicator	10	100
-	953	Unswitched with 3 amp fuse	10	100
854	952	Unswitched and fused	10	100
856	-	Unswitched and fused with indicator	10	100

- Manufactured to BS 1363-4
- Angled colour coded terminals with captive screws
- Terminal capacity 3 x 2.5mm², 2 x 4.0mm² & 1 x 6.0mm²
- Minimum mounting box depth 25mm
- Round edge spacer option available to convert to flex out option (8CGS) - See page 26




13 Amp Fused Connection Units - With Flex Outlet				
Round Edge	Square Edge			
851	-	Switched & fused	10	100
853	-	Switched & fused with indicator	10	100
855	-	Unswitched & fused	10	100
857	-	Unswitched & fused with indicator	10	100

- Manufactured to BS 1363 Part 4
- Angled colour coded terminals with captive screws
- Terminal capacity 3 x 2.5mm², 2 x 4.0mm² & 1 x 6.0mm²
- Cable entry at lower edge, with removable blanking piece, and reversible cord-grip
- Minimum mounting box depth 25mm



Cat No.	Description	Inner Carton	Outer Carton
45 Amp Cooker Outlet			
Round Edge	Square Edge		
879	979	Flex outlet plate, bottom entry	10 100



- Terminal capacity outlet 2 x 10mm²
- Cable entries in bottom edge
- Manufactured to BS 5733


45 Amp Double Pole Switches			
Round Edge	Square Edge		
870	970	Cooker control unit with 13A socket & indicators	5 50
871	971	Cooker control unit with 13A socket	5 50
872	972	Large plate, with indicator	5 50
873	973	Large plate	5 50
874	974	Single plate, with indicator	10 100
875	975	Single plate	10 100

- Cooker Control Units manufactured to BS4177
- Double Pole Switches to BS EN 60669-1
- Minimum mounting box depth 47mm
- L & N terminal capacity 4 x 4.0mm², 3 x 6.0mm² & 1 x 16.0mm²

- E terminal capacity 3 x 4.00mm², 3 x 6.0mm² & 1 x 6.0mm²
- 10mm spacer available to provide additional wiring space (817 - Sq, 818 - Rect)



25 Amp Flex Outlet Plate			
Round Edge	Square Edge		
858	954 (20A)	Bottom entry	10 100




- Cable entry at lower edge, with removable reducer, and reversible cord-grip
- Terminal capacity 3 x 2.5mm² & 1 x 4.0mm²
- Minimum mounting box depth 25mm
- Manufactured to BS 5733

Cat No.		Description	Inner Carton	Outer Carton
20 Amp and 32 Amp Double Pole Switches				
Round Edge	Square Edge			
830	930	20 amp	10	100
831	931	20 amp with indicator	10	100
832	-	20 amp with flex outlet	10	100
832WH	932	20 amp, marked water heater with flex outlet	10	100
833	-	20 amp with indicator & flex outlet	10	100
833WH	933	20 amp, marked water heater, indicator & flex outlet	10	100
-	934	32 amp with indicator	10	100

- 20 Amp Terminal capacity 3 x 2.5mm², 2 x 4.0mm² & 1 x 6.0mm²
- 32 Amp Terminal capacity 2 x 10mm² & 1 x 10mm² earth
- Colour coded terminals with captive angled screws

- Manufactured to BS EN 60669-1
- Minimum mounting box depth 25mm
- Square edge has flex outlet with knock-out and reversible cord grip in bottom edge. Rounded edge cable entry at lower edge, with removable blanking piece, and reversible cord-grip



Shaver Socket				
Round Edge	Square Edge			
820	940	115/230V dual voltage shaver socket	5	30



- Terminal capacity 3 x 2.5mm² & 2 x 4.0mm²
- Minimum mounting box depth 47mm
- Manufactured to BS EN 61558-1 and BS EN 61558-2-5

Cat No.		Description	Inner Carton	Outer Carton
Dimmer Switches - Push Type				
Round Edge	Square Edge			
881P	981P	1 gang, 2 way push 400W	10	100
882P	982P	2 gang, 2 way push 400W	10	100
883P	983P	3 gang, 2 way push 400W	5	50
884P	984P	4 gang, 2 way push 400W	5	50
885P	985P	1 gang, 2 way push 1,000W - square plate (export only)	5	50



- Manufactured to BS EN 60669-2-1
- Minimum mounting box depth 25mm
- 10mm spacer available to provide additional wiring space (817 - Sq, 818 - Rect)
- Suitable for compact fluorescent lamps (CFL) and LED Dimming
- There can be issues with dimming CFL and LED lamps at a low lighting level. The Nexus dimmer products have an adjustable minimum level feature which can be used to adjust the lighting output at a low level, to stabilise the load.




Suitable for LED lighting

Product Specification	
Voltage	200-250V AC
Load Ratings (Max/Min per module)	
Tungsten lamp	60-400W
Halogen lamp (Mains Voltage)	50-400W
Halogen lamp (Low Voltage, 12V)	35-350W
Dimmable LED **	5-50W
Dimmable Compact Fluorescent (CFL) **	10-100W
Type	Leading Edge

Replacement Modules			
DM400AP	2 way LED dimmer module, 400W	-	-
DMSW8A/2W	2 way push on/off switch, dummy dimmer, 8A	-	-



Fan Controller - 4 Speed			
Round Edge	Square Edge		
887	987	1 gang, 1 way rotary, 100W	10
			100




- Manufactured to BS EN 60669-2-1
- Minimum mounting box depth 35mm
- 10mm spacer available to provide wiring space (817 - Sq)

Moulded White

Cat No.		Description	Inner Carton	Outer Carton
Round Pin and Export Socket Outlets				
Round Edge	Square Edge			
827	-	1 gang, switched universal socket (Export only)	10	100
827L	-	1 gang, switched universal socket with indicator (Export only)	10	100
828	928	1 gang, 2 amp unswitched socket, round pin	10	100
829	929	1 gang, 5 amp unswitched socket, round pin	10	100
-	994	2 gang, 16 amp Euro socket (unshuttered)	10	100
-	995	1 gang, 16 amp Euro socket with switch	10	100
897	997	1 gang, 16 amp shuttered Euro socket	10	100
898	-	2 gang, 16 amp shuttered Euro socket	10	100
899	999	1 gang, 15 amp switched socket, round pin	10	100

• 2/5/15A Manufactured to BS 546

• Minimum mounting box depth: 2/5/16A 25mm, Universal/15A 35mm



Wall timer switches				
Round Edge	Square Edge			
TWE7	-	7 day electronic wall timer switch	5	100



- Daily, weekly and weekday/weekend programs available
- Battery back up memory
- Ideal for home security
- Rating 40 - 400W Tungsten filament lamp
- Terminal capacity 2 x 1.5mm²
- Minimum mounting box depth 16mm
- Switchable mode – normal light switch or timer

16 Amp Hotel Key Card Switch				
Round Edge	Square Edge			
8KYCSW ⁺	-	16 amp, hotel key card switch	5	100



- 50 x 50mm Euro Module
- Load Rating - 1800W for resistive 800W for inductive
- 30 second power-off delay
- Locator LED
- Mounting box depth 47mm
- Colour coded terminals with backed-out and captive screws
- Designed and manufactured to BS EN60669-4
- ⁺ Supplied as kit of Euro Module components

Cat No.		Description	Inner Carton	Outer Carton
Co-Axial, Satellite & Screened Socket Outlets				
Round Edge	Square Edge			
860	960	1 gang co-axial socket	10	100
861	961	2 gang co-axial socket	10	100
862	962	1 gang isolated co-axial socket	10	100
863	963	2 gang isolated co-axial socket	10	100
864	964	1 gang satellite socket	10	100
865	965	2 gang satellite & co-axial socket	10	100
866	966	2 gang diplex TV/FM	10	100
867	-	3 gang TV/FM/SAT triplex - screened	10	100
868	-	Triplex with BT outlet & co-axial return - screened	5	50
869	-	Quadplex, 2 x sat, BT outlet & co-ax return - screened	EM	-

- EM = Euro Module configuration
- + Supplied as kit of Euro Module components
- Co-axial and satellite minimum mounting box depth 25mm
- Manufactured to BS 5733 where applicable
- Triplex minimum mounting box depth 35mm
- * See our Euro Module range for further Telecom, Data and Co-axial options



Euro Module Front Plates				
Round Edge	Square Edge			
8EMS1	-	Single Euro Module, single plate	10	100
8EMS2	-	Twin Euro Module, single plate	10	100
8EMR4	-	Quad Euro Module, double plate	5	50
8EM8	-	2 x Quad Euro Module, double stack plate	5	50

- Manufactured to BS 5733
- Mounting Box for 8EM8 - HGS07/C2



Surface Mount Telephone Sockets				
Round Edge	Square Edge			
-	TS21	1 gang telephone outlet master (IDC)	20	200
-	TS23	1 gang telephone outlet slave (IDC)	20	200
-	TS24	1 gang telephone outlet master (screw)	20	200
-	TS26	1 gang telephone outlet slave (screw)	20	200



- Manufactured to BS 6312-2

Cat No.	Description	Inner Carton	Outer Carton
Telephone and Data Outlets			
Round Edge	Square Edge		
8BTM/1	9BTM/1	1 gang telephone socket master (screw)	10 100
8BTM/2	9BTM/2	2 gang telephone socket master (screw)	10 100
8BTS/1	9BTS/1	1 gang telephone socket slave (screw)	10 100
8BTS/2	9BTS/2	2 gang telephone socket slave (screw)	10 100
8BTMI/1	9BTMI/1	1 gang telephone socket master (IDC)	10 100
8BTMI/2	9BTMI/2	2 gang telephone socket master (IDC)	10 100
8BTSI/1	9BTSI/1	1 gang telephone socket slave (IDC)	10 100
8BTSI/2	9BTSI/2	2 gang telephone socket slave (IDC)	10 100
8RJ11/1	9RJ11/1	1 gang RJ11 telephone socket (screw)	10 100
8RJ11/2	9RJ11/2	2 gang RJ11 telephone socket (screw)	10 100
8RJ45/1	9RJ45/1	1 gang RJ45 telephone socket (IDC)	10 100
8RJ45/2	9RJ45/2	2 gang RJ45 telephone socket (IDC)	10 100

* See our Euro Module range for further Telecom, Data and Co-axial options

- Minimum mounting box depth 35mm
- Manufactured to BS 6312 Part 2 where applicable




Cat No.	Description	Inner Carton
Telephone Extension Reeler / Kit - Micro Flat 'Invisible' & Standard Cable		
TEL11	15 metre compact extension reeler	8
TEL12	10 metre extension kit	4
TEL18	20 metre extension kit	4



- Slim line extension kit for extending the range of the telephone
- Invisible cable allows discreet installation
- Simple to fit and install
- Compatible with fax machines and micro filters (TEL12 & TEL18)

Telephone Accessories & Adaptors		
TEL35	Cable clips white, pack of 50	5
TEL1	Double adaptor, 1 to 2 outputs	5
TEL3	Triple adaptor, 1 to 3 outputs	5
TEL67	ADSL adaptor, filtered with phone & modem outputs	5



- Ideal for fixing and managing telephone cable
- Fast installation
- Integrated safety nails bend before breaking
- Connectors for 2 or 3 telephones into a single socket
- ADSL option available to connect telephone and modem to a single socket
- Easy to use and install, no tools required

Cat No.		Description	Inner Carton	Outer Carton
Surface Boxes and Blank Plates				
Round Edge	Square Edge			
891	901	1 gang surface pattress for socket outlet 32mm	10	100
892	902	2 gang surface pattress 32mm	5	50
893	903	1 gang pattress with earth terminal for plate switches 19mm	10	100
894	904	1 gang blank plate	20	200
895	905	2 gang blank plate	10	100
-	906	10 way connection unit	5	50
896	909	Dual surface pattress, 37mm	5	50
-	910	1 gang to 2 gang conversion pattress, 20mm	5	50
817	-	1 gang, 10mm square spacer	20	200
818	-	2 gang, 10mm rectangular spacer	10	100
836	-	1 gang architrave blank plate	20	200
837	-	1 gang architrave surface box, 19mm	20	200
838	-	2 gang architrave surface box, 19mm	10	100
877	977	1 gang surface box, 50mm (877), 45mm (977)	10	100
878	978	2 gang surface box, 50mm (878), 45mm (978)	5	50
8CGS	-	Cord grip spacer, for use with 13A Fused Connection Units or 20A Switches	20	200

- Surface boxes have multiple knock-outs and earth terminal fitted as standard
- Manufactured to BS 5733

- Spacers provide greater clearance for installation wiring where shallow mounting boxes are used, an alternative to fitting a deeper box

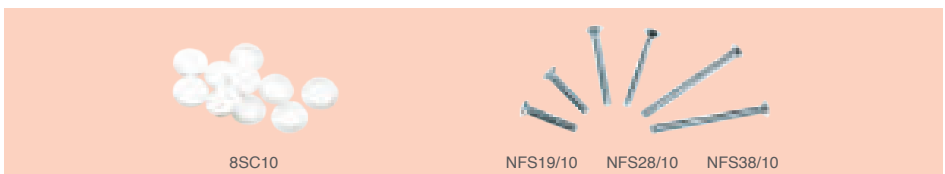


Cord Grip Spacer Explanation

- For use with non flex out 13 Amp Fused Connection Units and 20 Amp Switches
- Cable is inserted through the aperture in the spacer and connected to the terminals. It is then clamped by the cord grip prior to mounting the accessory to the wall box
- Separate spacer allows for stock flexibility

Spare Accessories

Round Edge	Square Edge			
8SC10	-	Screw caps, pack of 10	100pks	1000
NFS19/10	NFS19/10	M3.5 x 19mm screws, pack of 10	100pks	1000
NFS28/10	NFS28/10	M3.5 x 28mm screws, pack of 10	100pks	1000
NFS38/10	NFS38/10	M3.5 x 38mm screws, pack of 10	100pks	1000



Moulded White

Euro Module - Range Extension

A flexible solution of power, data, telephone, television and audio combinations to suit the wide ranging needs of the customer.

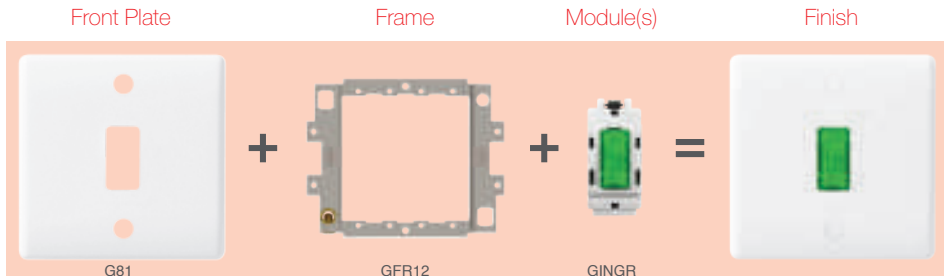
- Select the desired combination of front plate and module(s)
- Simple installation, wire the module through the front plate aperture then push the module into place
- Modules of mains and extra low voltage rating must not be fitted to the same front plate aperture Ref. BS 7671:2008



Grid - Range Extension

A customisable selection of power grid modules that provide a seamless appearance with the associated wiring accessories.

- Firstly, screw the grid frame to the mounting box and wire the modules
- Then slot the module on to the frame and click into place
- Finally, fit the finished plate



For further details see our Euro Module range

Features & Finishes Neo Slimline

Concealed fixing screws

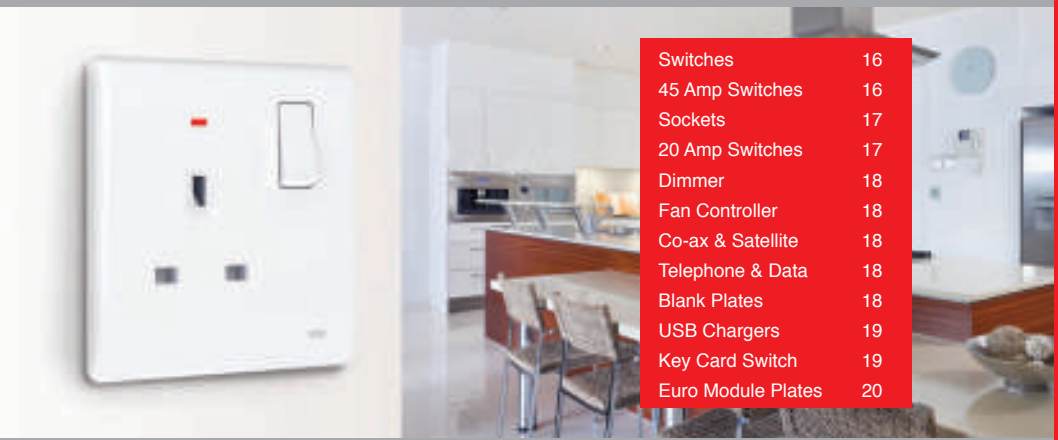
Wide rockers

Easy Installation

Reliable LED indicators



Slim profile clip-on covers



The Neo Slimline range is available in five attractive finishes



Silver

Champagne

Pearl White

White

Moulded Neo Slimline


Cat No.				Description	Inner Carton	Outer Carton
10 Amp 10AX "Mega" Rocker Switches						
White	Pearl White	Champagne	Silver			
PCWH11W	PCPW11W	PCCH11W	PCSL11W	1 Gang 1 Way	10	100
PCWH12W	PCPW12W	PCCH12W	PCSL12W	1 Gang 2 Way	10	100
PCWH14W	PCPW14W	PCCH14W	PCSL14W	Bell Push 1 Way	10	100
PCWH13W	PCPW13W	PCCH13W	PCSL13W	1 Gang Intermediate	10	100
PCWH42W	PCPW42W	PCCH42W	PCSL42W	2 Gang 2 Way	10	100
PCWH43W	PCPW43W	PCCH43W	PCSL43W	3 Gang 2 Way	10	100
PCWH44W	PCPW44W	PCCH44W	PCSL44W	4 Gang 2 Way	10	100



- All switches 10 Amp, 10AX inductive rated
- Manufactured to BS EN 60669-1
- Captive terminal screws
- Terminal capacity 4 x 1.0mm², 4 x 1.5mm², 2 x 2.5mm² & 1 x 4.0mm²
- Minimum mounting box depth
 - 1 & 2 Gang 16mm
 - 3 & 4 Gang 25mm
- Concealed fixing screws

10 Amp 10AX Standard Rocker Switches

White	Pearl White	Champagne	Silver			
PCWH14L	PCPW14L	PCCH14L	PCSL14L	Bell Push 1 Way with LED Locator	10	100



- All switches 10 Amp, 10AX inductive rated
- Manufactured to BS EN 60669-1
- Captive terminal screws
- Terminal capacity 4 x 1.0mm², 4 x 1.5mm², 2 x 2.5mm² & 1 x 4.0mm²
- Minimum mounting box depth 16mm
- Concealed fixing screws

45 Amp Double Pole Switches - Standard rockers

White	Pearl White	Champagne	Silver			
PCWH72	PCPW72	PCCH72	PCSL72	45A DP (Rectangular) + LED	5	50
PCWH74	PCPW74	PCCH74	PCSL74	45A DP (Square) + LED	10	100



- Manufactured to BS EN 60669-1
- L & N terminal capacity 4 x 4.0mm², 3 x 6.0mm² & 1 x 16.0mm²
- E terminal capacity 3 x 4.0mm², 2 x 6.0mm² & 1 x 16.0mm²
- Minimum mounting box depth 47mm
- Concealed fixing screws

Cat No.				Description	Inner Carton	Outer Carton
Switched Socket Outlets						
White	Pearl White	Champagne	Silver			
PCWH21	PCPW21	PCCH21	PCSL21	13A 1g Switched Socket - SP	10	100
PCWH21DP	PCPW21DP	PCCH21DP	PCSL21DP	13A 1g Switched Socket - DP	10	100
PCWH21L	PCPW21L	PCCH21L	PCSL21L	13A 1g Switched Socket - SP + LED	10	100
PCWH22	PCPW22	PCCH22	PCSL22	13A 2g Switched Socket - SP	5	50
PCWH22DP	PCPW22DP	PCCH22DP	PCSL22DP	13A 2g Switched Socket - DP	5	50
PCWH22L	PCPW22L	PCCH22L	PCSL22L	13A 2g Switched Socket - SP + LED	10	100
PCWH99	PCPW99	PCCH99	PCSL99	15A 1g Switched Socket - SP	10	100
PCWH27L	PCPW27L	PCCH27L	PCSL27L	Switched Universal - SP + LED	10	100



- Twin Earth fitted as standard to allow a double Earth facility for installations requiring high integrity protective connection Ref. BS 7671:2008
- 13A sockets manufactured to BS 1363-2, 15A sockets to BS 546 & Universal to IEC60884-1
- Captive terminal screws
- Terminal capacity 3 x 2.5mm², 3 x 4.0mm² & 2 x 6.0mm²
- Minimum mounting box depth 35mm
- Concealed fixing screws
- Option of LED power indicator, add 'L' to part number (for example PCWH21 - without, and PCWH21L - with)

20 Amp Switches, Fused Connection Units - Standard Rockers						
White	Pearl White	Champagne	Silver			
PCWH31	PCPW31	PCCH31	PCSL31	20A DP, Switch with LED	10	100
PCWH52	PCPW52	PCCH52	PCSL52	Switched Fused Connection Unit + LED (with removable flex outlet)	10	100
PCWH54	PCPW54	PCCH54	PCSL54	Unswitched Fused Connection Unit + LED (with removable flex outlet)	10	100



- Captive terminal screws
- Minimum mounting box depth 25mm
- Concealed fixing screws
- FCU: Cable entry in front face with blanking plug
- FCU manufactured to BS 1363-4
- 20 Amp Switches manufactured to BS EN 60669-1
- Terminal capacity 3 x 2.5mm², 2 x 4.0mm² & 1 x 6.0 mm²

Dimmer Switches - Push type						
White	Pearl White	Champagne	Silver			
PCWH81	PCPW81	PCCH81	PCSL81	1g 2 Way 400W Dimmer Switch	10	100
PCWH82	PCPW82	PCCH82	PCSL82	2g 2 Way 400W Dimmer Switch	10	100
PCWH85	PCPW85	PCCH85	PCSL85	1g 1,000W Dimmer Switch	10	100



- Manufactured to BS EN 60669-2-1
- Minimum mounting box depth 25mm

Product Specification	
Voltage	200-250V AC
Load Ratings (Max/Min per module)	
Tungsten lamp	60-400W
Halogen lamp (Mains Voltage)	50-400W
Halogen lamp (Low Voltage, 12V)	35-350W
Dimmable LED **	5-50W
Dimmable Compact Fluorescent (CFL) **	10-100W
Type	Leading Edge

Moulded Neo Slimline

Cat No.				Description	Inner Carton	Outer Carton
Fan Controller						
White	Pearl White	Champagne	Silver			
PCWH87	PCPW87	PCCH87	PCSL87	Fan Controller, Rotary, 100W	10	100



PCWH87

- Manufactured to BS EN 60669-2-1
- Minimum box depth 35mm
- Concealed fixing screws

Co-axial & Satellite Sockets

White	Pearl White	Champagne	Silver			
PCWH60	PCPW60	PCCH60	PCSL60	1g Co-ax Socket	10	100
PCWH64	PCPW64	PCCH64	PCSL64	1g Satellite Socket	10	100
PCWH65	PCPW65	PCCH65	PCSL65	2g Co-ax + Satellite Socket	10	100



PCWH60

PCWH65

- Manufactured to BS5733
- White products supplied complete, coloured products can be configured using Euro Modules
- Minimum mounting box depth 25mm depending on wire direction
- Concealed fixing screws
- Larger selection available using the Euro Module range

Telephone + Data Sockets

White	Pearl White	Champagne	Silver			
PCWHRJ111	PCPWRJ111	PCCHRJ111	PCSLRJ111	1g RJ11 Telephone Socket	10	100
PCWHRJ451	PCPWRJ451	PCCHRJ451	PCSLRJ451	1g RJ45 Data Socket	10	100



PCWHRJ451

- White products supplied complete, coloured products can be configured using Euro Modules
- Manufactured to BS 6312-2 where applicable
- RJ11 has screwed terminals
- RJ45 has IDC terminals
- Minimum mounting box depth 35mm
- Concealed fixing screws

Blank Plates


White	Pearl White	Champagne	Silver			
PCWH94	PCPW94	PCCH94	PCSL94	1g Blank	5	50
PCWH95	PCPW95	PCCH95	PCSL95	2g Blank	10	100



PCWH94

- Manufactured to BS EN 60670
- Concealed fixing screws

Cat No.				Description	Inner Carton	Outer Carton
USB Chargers - 2.1A Output						
White	Grey	Black				
EMUSBW	EMUSBG	EMUSBB	2M	2.1A USB Charger	10	100




- The USB charger is suitable for charging portable electronic devices via a USB 2.0 type A plug
- Total charger output current is 2.1A. This can be delivered from one socket or divided between the two as required and controlled by the devices being charged
- Manufactured to IEC 61558-2-16
- Terminal capacity 1 x 2.5mm² or 1 x 4.0mm²
- Minimum box depth 35mm
- Requires 2 module front plate

16 Amp Hotel Key Card Switch						
White	Grey	Black				
EMKYCSW	EMKYCSG	EMKYCSB	2M	Blank (2pcs)	10	100



- 50 x 50mm Euro Module
- Load Rating - 1800W for resistive 800W for inductive
- 30 second power-off delay
- Locator LED
- Mounting box depth 47mm
- Colour coded terminals with backed-out and captive screws
- Designed and manufactured to BS EN 60669-2-1
- Requires 2 module front plate

Euro Module - Key Card Switch



Configuration of example: Front-plate - PCWHEMS2, Module - EMKYCSW

Moulded Neo Slimline


Euro Module - Range Extension

A flexible solution of power, data, telephone, television and audio combinations to suit the wide ranging needs of the customer.

- Simply select the desired combination of front plate and module(s)
- Simple installation, wire the module through the front-plate aperture then push the module in place

Euro Module Plates

White	Pearl White	Champagne	Silver			
PCWHEMS1	PCPWEMS1	PCCHEMS1	PCSLEMS1	1g Square Plate - Single Opening	20	200
PCWHEMS2	PCPWEMS2	PCCHEMS2	PCSLEMS2	1g Square Plate - Double Opening	20	200
PCWHEMR4	PCPWEMR4	PCCHEMR4	PCSLEMR4	2g Rectangular Plate - Quad Opening	10	100

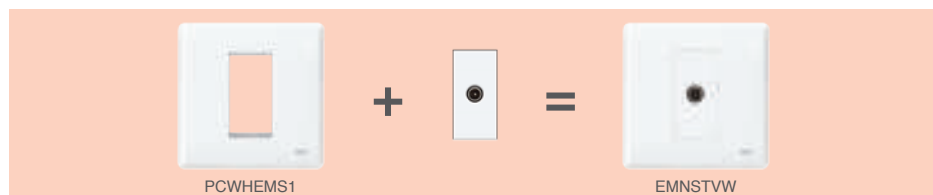


- Manufactured to BS 5733
- Aperture sizes:
1 Module 25 x 50mm, 2 Module = 50 x 50mm, 4 Module = 100 x 50mm


Front Plate

Module(s)

Finish



For further details on our Euro Module range



Building Regulations 2000, Approved Document (Part M) – Access to and the use of buildings.

Part M is split into 4 sections, part M1 – Access and use, includes the facilities within a building, and covers the design considerations of electrical accessories such as switches and sockets.

The BG Electrical Part M range offers a wide range of suitable solutions to enable compliance to the requirements of Part M1 (Sections 4.25 to 4.29).

Moulded Part M

Cat No.	Description	Inner Carton	Outer Carton
10 Amp 10AX Plate Switches - Wide Rocker			
PM12W	1 gang, 2 way	10	100
PM42W	2 gang, 2 way	10	100
PM43W	3 gang, 2 way	10	100



- All switches 10 Amp, 10AX inductive rated
- Terminal capacity 4 x 1.0mm², 4 x 1.5mm², 2 x 2.5mm² & 1 x 4.0mm²
- Plate switches manufactured to BS EN 60669-1
- Minimum mounting box depth 16mm
- Captive terminal screws

10 Amp 10AX Plate Switches			
PM12	1 gang, 2 way	10	100
PM42	2 gang, 2 way	10	100
PM43	3 gang, 2 way	10	100



- All switches 10 Amp, 10AX inductive rated
- Terminal capacity 4 x 1.0mm², 4 x 1.5mm², 2 x 2.5mm² & 1 x 4.0mm²
- Plate switches manufactured to BS EN 60669-1
- Minimum mounting box depth 16mm
- Captive terminal screws

13 Amp Sockets Outlets			
PM21DP	1 gang DP	10	100
PM22DPOB	2 gang DP, outboard rockers	5	50



- Twin earth fitted as standard to allow a double earth facility for installations requiring high integrity protective connection Ref. BS 7671:2008
- Manufactured to BS 1363-2
- Minimum mounting box depth 25mm
- Terminal capacity 3 x 2.5mm², 3 x 4.0mm² & 2 x 6.0mm²

20 Amp Double Pole Switch			
PM31	20A DP switch with power indicator	10	100



- 20 Amp Terminal capacity 3 x 1.5mm²
- Colour coded terminals with captive angled screws
- Manufactured to BS EN 60669-1
- Minimum mounting box depth 25mm

Cat No.	Description	Inner Carton	Outer Carton
13 Amp Fused Connection Units			
PM52	Switched with power indicator and optional flex-outlet	10	100
PM44	Unswitched with optional flex-outlet	10	100



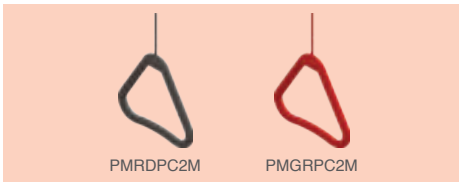
- Manufactured to BS 1363-4
- Angled colour coded terminals with captive screws
- Terminal capacity 3 x 2.5mm², 2 x 4.0mm² & 1 x 6.0mm²
- Minimum mounting box depth 25mm

45 Amp Double Pole Switches			
PM70	Cooker control unit with 13A socket & indicators	5	50
PM74	Single plate, with indicator	10	100




- Cooker Control Units manufactured to BS4177
- Double Pole Switches to BS EN 60669-1
- Minimum mounting box depth 47mm
- L & N terminal capacity 4 x 4.0mm², 3 x 6.0mm² & 1 x 16.0mm²
- E terminal capacity 3 x 4.0mm², 3x 6.0mm² & 1 x 16.0mm²

Ceiling Switch Pull Cords			
PMRDPC2M	2 red handles + 2m red cord	20	200
PMGRPC2M	1 grey handle + 2m grey cord	20	200



- Large bangles to aid grip
- Bangles should be contrasting to the background colour. BG can offer a white cord with colour bangle upon request

Ceiling Switches			
PM802GR	6 amp 1 way with grey cord and bangle	**Kit	
PM802RD	6 amp 2 way with red cord and 2 bangle	**Kit	
PM803GR	45 amp double pole with power indicator, grey cord and bangle	**Kit	
PM803RD	45 amp double pole with power indicator, red cord and 2 bangle	**Kit	
PM804GR	10 amp triple pole fan isolator, grey cord and bangle	**Kit	
PM804RD	10 amp triple pole fan isolator, red cord and 2 bangle	**Kit	



- Supplied with approximately 2 metres of cord
- Individually bagged
- Manufactured to BS EN 60669-01
- Colour cord supplied as part of kit
- ** Supplied as kits (ceiling switch with standard white cord, plus colour replacement cord)



Moulded Part M

Euro Module - Range Extension

A flexible solution of power, data, telephone, television and audio combinations to suit the wide ranging needs of the customer.

- Select the desired combination of front plate and module(s)
- Simple installation, wire the module through the front plate aperture then push the module in place
- Modules of mains and extra low voltage rating must not be fitted to the same front-plate aperture Ref. BS 7671:2008

Cat No.	Description	Inner Carton	Outer Carton
Front Plates - Euro Module			
PMEMS1	1 module - square	20	200
PMEMS2	2 module - square	10	100
PMEMR4	4 module - rectangular	10	100



PMEMS1

PMEMS2


PMEMR4

Front Plate

Module(s)

Finish

- Manufactured to BS 5733
- Earth terminal fitted to Metal front plates
- Aperture Sizes:
 - 1 Module = 25 x 50mm
 - 2 Module = 50 x 50mm
 - 4 Module = 100 x 50mm



PCWHEMS1

EMUKSW

EMNSTVW

For further details see our Euro Module range

Cat No.	Description	Inner Carton	Outer Carton
Front Plates - Grid			
GPM1	1 gang	20	200
GPM2	2 gang	20	200
GPM3	3 gang	10	100
GPM4	4 gang	10	100
GPM6	6 gang	10	100

- Manufactured to BS 5733
- Front plates match the power products of the White Moulded & Nexus Metal ranges
- No visible plastic around rockers
- Supplied with covers to conceal fixing screws
- 6/8g grid surface/flush mounting box (MC503)
- 9/12g flush mounting wall box (HGS912)



GPM1

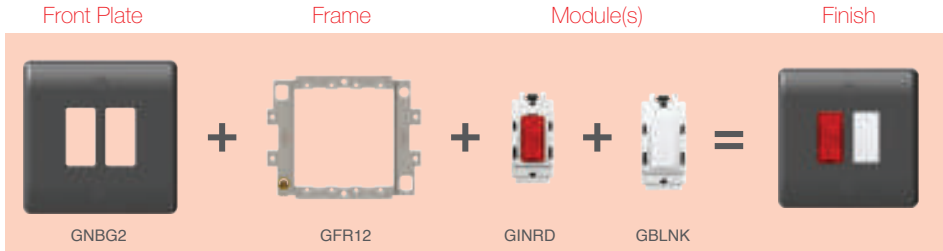
GPM2

GPM4

Grid - Range Extension

A customisable selection of power grid modules that provide a seamless appearance with the associated wiring accessories.

- Firstly, screw the grid frame to the mounting box and wire the modules
- Then slot the module on to the frame and click into place
- Finally, fit the finished plate



For full information see our [Nexus Grid range](#)



13A Socket with 2x USB Outlets

Modern gadgets demand high power to charge. BG's new USB socket has an output of 2.1A (5V) shared across the two outlets - suitable for charging iPad, iPhone, tablets, mobiles, cameras and more.

As well as being practical, the sockets are easy to install featuring angled inline colour coded captive terminals, twin earth as standard and they easily retrofit into 25mm wall boxes.

Smart USB

- Standby mode when device is fully charged
- Auto detects USB device & adjusts charging pattern to suit
- Protects the device in the event of an overload

Notes:

Head Office

Email: info@luceco.com

Luceco Ltd
Caparo House,
103 Baker Street, London,
United Kingdom, W1U 6LN

UK:

Tel: +44 (0) 1952 238 100
Fax: +44 (0) 1952 238 180
Email: sales@luceco.com

Nexus Industries Ltd
Nexus Distribution Centre
Stafford Park 1, Telford,
Shropshire, England, TF3 3BD

Germany:

Tel: +49 40 89066 8780
Fax: +49 40 89066 87829
Email: eu_sales@nexusinds.com

Nexus Industries GmbH
Holstenplatz 20b
22765 Hamburg, Germany

France:

Tel: +33 (0)7 88 29 56 59
Fax: +33 (0)1 5731 74 19
Email: fr_sales@nexusinds.com

Nexus Industries SAS
France & Belux
3 Rue de Courtaïn
Magny Le Hongre 77700
FRANCE & BELUX

Italy:

Tel: +39 0434 1696795
Fax: +39 0434 1696795
Email: it_sales@nexusinds.com

Nexus Italia, Via Amman 10
33170 Pordenone, Italy

Spain:

Tel: +34 93 829 55 75
Email: sp_sales@nexusinds.com

Nexus Industries LTD
C/ Bobinadora 1-5
08302 Mataró
Barcelona (SPAIN)

Middle East:

Tel: +971 4 609 1867
Fax: +971 4 609 1868
Email: mea_sales@
nexusinds.com

Luceco Middle East FZE
Bldg. 5EB, Office 342,
PO Box 371128, DAFZA,
Dubai, UAE.

Asia Pacific:

Tel: +86 (0) 573 8357 0200
Fax: +86 (0) 573 8357 0248
Email: asia_sales@nexusinds.cn

No 1438, Jiachuang Road,
Xiuzhou Industrial Park, Jiaxing,
Zhejiang, China, P.C. 314031

North & South America:

Tel: +1 281 978 2509
Fax: +1 281 466 4620
Email: us_sales@luceco.com

Luceco Inc
11050 West Little York Road
Building C-2, Houston, Texas,
USA 77041

Africa:

Tel: +27 11 432 6779
Fax: +27 86 219 2099
Email: africa_sales@nexusinds.com

Unit 2, Cedar Wood Office Park
Cnr. Western Service and
Mount Lebanon Road Woodmead
South Africa, 2144

LUCECO

a Luceco Ltd. Group company



LUCECO

www.bgelectrical.uk