



Whole house extract units that ensure permanent renewal of air in single dwelling houses or multi-dwelling blocks (individually). The unit is complemented with self-adjusting extraction BAR valves, (installed in kitchen, toilets, bathrooms) and self-regulated air inlets located in the main rooms (dining rooms, bedrooms).

This range has available a CO2 model that adjusts the airflow according to the CO2 concentration detected by the sensor.

Versions

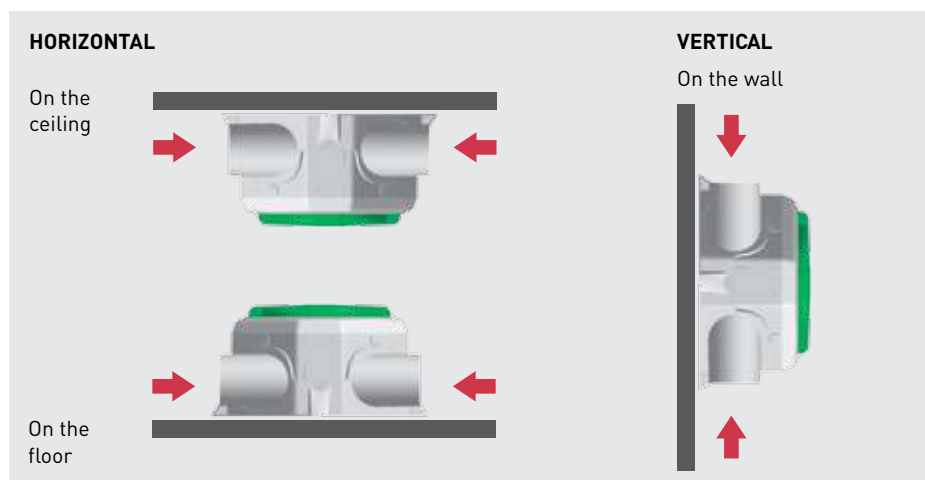
OZEO E ECOWATT 2 with wiring remote control.

OZEO E ECOWATT 2 RF with radiofrequency remote control.

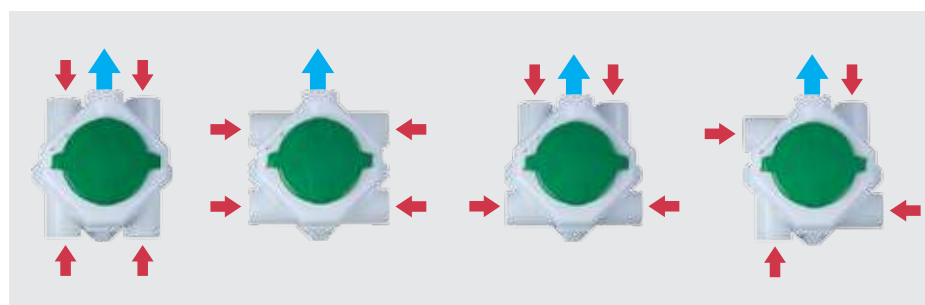
OZEO E ECOWATT C02 with radiofrequency remote control and CO2 sensor.

Configuration

- Three-speed motor (two of them are adjustable).
- 4 Ø125 mm extract air spigots, to use in bathrooms and kitchens. Include gasket and pivoting 90° possibility.
- 1 Ø125 mm outlet spigot pivoting 360°.
- 3 caps to seal unused spigots.
- 1 template to facilitate fitting on the ceiling or wall.
- Wireless proportional CO2 sensor for OZEO-E ECOWATT C02 model.
- Wireless remote control with 3 speeds for OZEO-E ECOWATT RF model.



Alternative fitting



Flexibility

Specific applications



Single dwellings VMC



Multi dwelling blocks VMC



**CONTROL REMOTO
 OZEO-E ECOWATT RF**

Wireless 3-speed remote control within the scope of supply of OZEO-E ECOWATT RF



**CONTROL REMOTO
 OZEO-E ECOWATT C02**

Wireless 3-speed remote control within the scope of supply of OZEO-E ECOWATT C02



**CONTROL REMOTO CON
 SONDA C02**

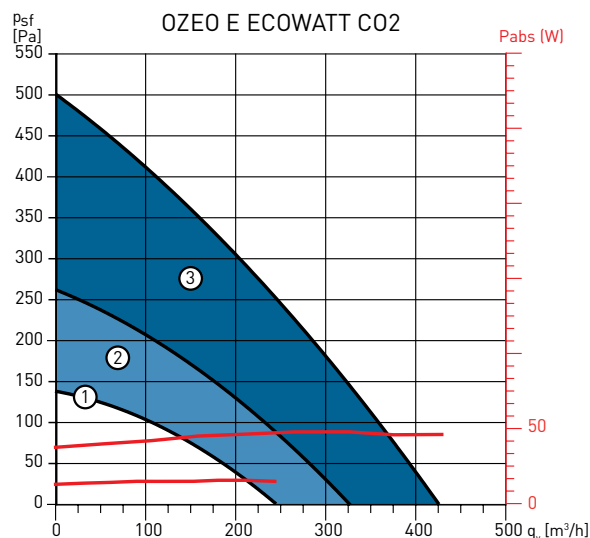
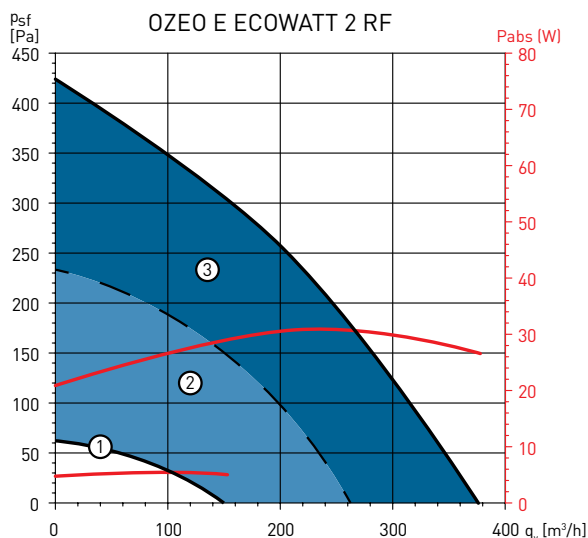
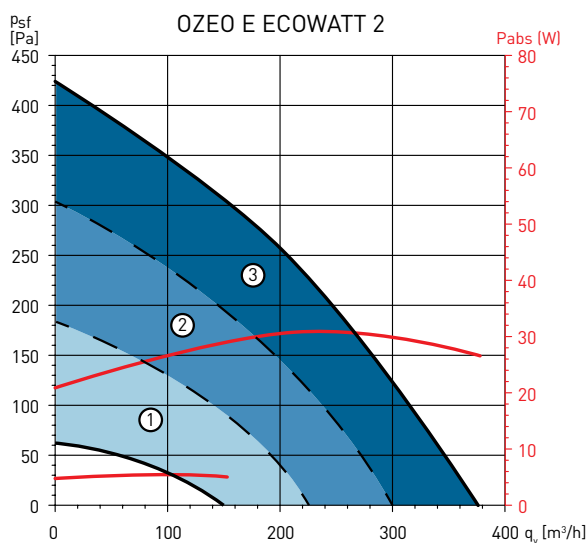
Wireless remote control, with 3-speed or proportional by CO2 sensor, within the scope of supply of OZEO-E ECOWATT C02

TECHNICAL CHARACTERISTICS

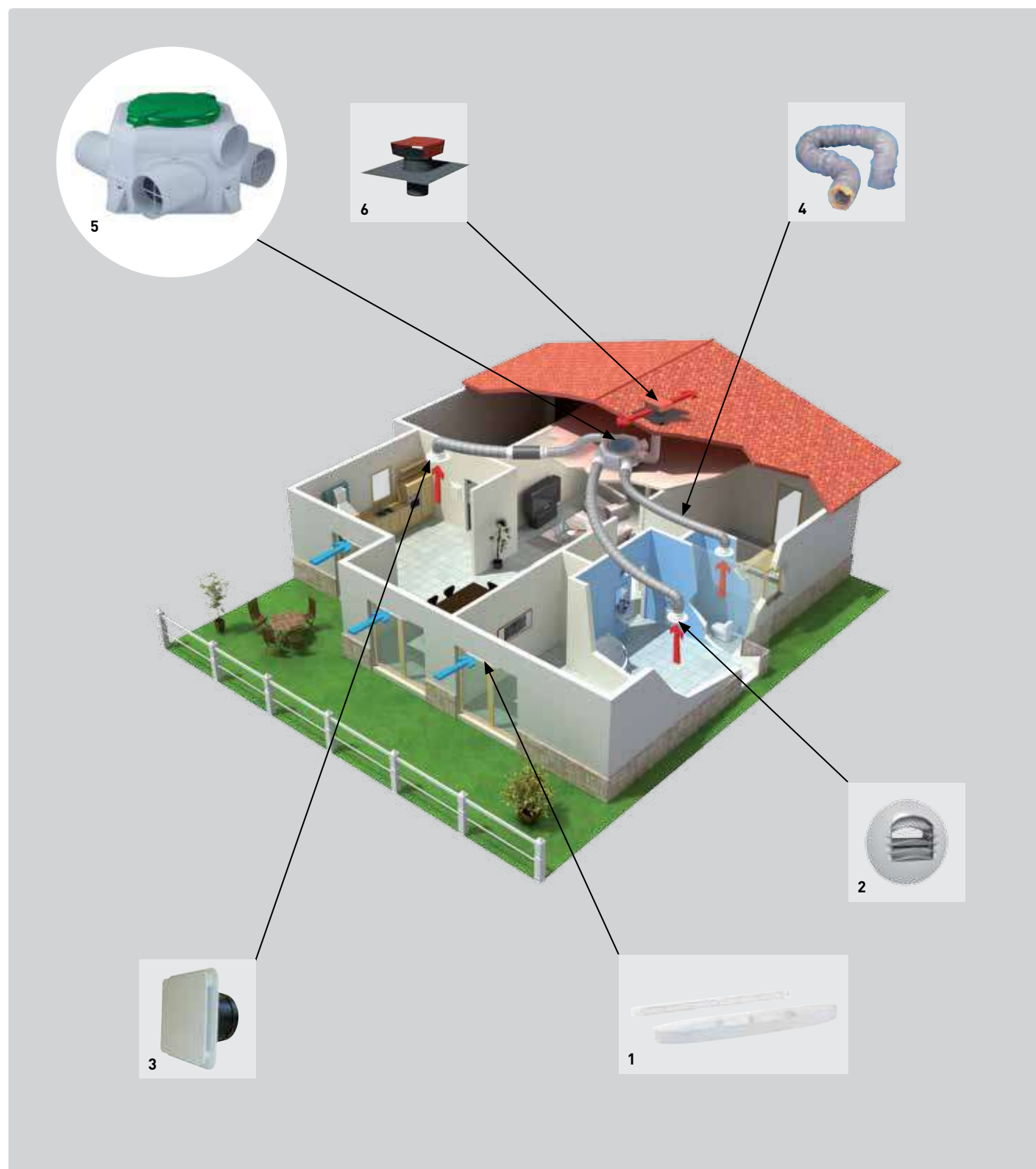
Model	Motor	Voltage (V)	Maximum absorbed power (W)	Maximum absorbed current (A)	Sound pressure radiated Lp(a) at 3m. (dB(A))
OZEO E ECOWATT 2	EC	230	30	0,25	27 (300 m ³ /h - 100 Pa)
OZEO E ECOWATT 2 RF	EC	230	30	0,25	27 (300 m ³ /h - 100 Pa)
OZEO E ECOWATT C02	EC	230	48	0,4	28 (325 m ³ /h - 150 Pa)

PERFORMANCE CURVES

Colored areas represent adjustment zones for each speed, by a potentiometer.

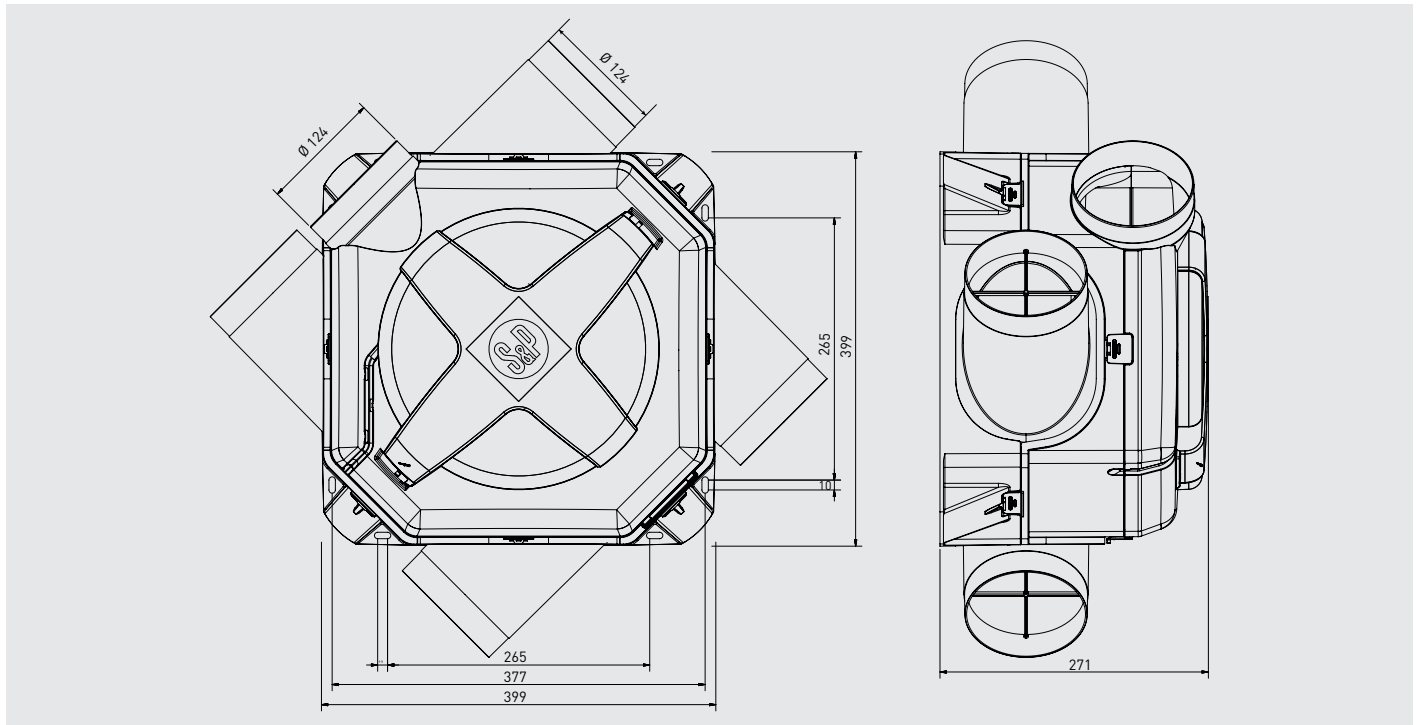


OZEO-E / OZEO-E ECOWATT CENTRALIZED SELF-ADJUSTING



1. Self-adjusting acoustic air inlets ECA.
2. Self-adjusting extraction valves BAR.
3. Exhaust valve BDOP
4. PVC or rectangular plastic ducts.
5. Whole house extract units OZEO-E ECOWATT.
6. Roof terminal cowl CT.

DIMENSIONS (mm)



ACCESSORIES



ALIZE BAR
Self-adjusting extraction valves.



BDOP
Exhaust or supply valve




EC-N and ECA
Standard and acoustic, self-adjusting air inlets.



GP/GP Iso
PVC flexible ducts.



TUBPLA AIRTIGHT/TUBPLA
Self-extinguishing rectangular ducts with or without gasket.



CT
Roof cap.



PAQS
External fresh air grille on facade with insect guard.



LA
Silencer.



ATRF 125/100/80
Reduction elements to adapt flexible ducts.



FLEXIREC
Semi-flexible oblong ducts.

FLEXICIR
Semi-flexible circular ducts.

CONTROL ACCESSORIES



INTER 3P
3-speed switch for
OZEO-E
Ecowatt
(cable connection).



**CONTROL REMOTO
OZEO-E ECOWATT
2 RF**
3-speed remote control
by radiofrequency.
OZEO E ECOWATT 2
RF model includes
a unit of this remote
control. If it is needed
to control the whole
house extract unit from
more than one room,
more remote controls
can be supplied as an
accessory.



**CONTROL REMOTO
OZEO-E ECOWATT
C02**
3-speed remote control
by radiofrequency.
OZEO E ECOWATT
C02 model includes
a unit of this remote
control. If it is needed
to control the whole
house extract unit from
more than one room,
more remote controls
can be supplied as an
accessory.