




Low profile "Mixed-flow" fans with sound-absorbent insulation, extremely quiet, fan casing manufactured in plastic material, with a specially designed internal skin to direct the sound waves at the right angle for them to be captured by sound-absorbent material, fitted with flexible rubber seals on the inlet and outlet to absorb vibrations, with an external connection box, a body that can be removed without dismantling the adjacent ducting and therefore facilitating any installation or maintenance.

Brushless EC motor, high efficiency and low consumption, suitable for single phase supply 230V±15%/50-60Hz, IP44, thermal overload protection.

Equipped with a variable airflow sensor that allows the creation of a plug&play system of constant air volume (CAV). Airflow set point adjustable in terminal box.

Analogue input to control the fan with an external signal 0-10V.

Prepared to work from -20 to +40°C.



**Conventional CAV system**



Sensor



Control



TD-SILENT

**NEW TD-SILENT ECOWATT CAV**



**All installation in one device**

Allows Constant Air Volume thanks to a built-in sensor to control the fan speed, without need of additional accessories.


# ULTRA-QUIET LOW CONSUMPTION CIRCULAR DUCT FANS

## TD-SILENT ECOWATT CAV Series



### Low profile - compact

Low profile fans TD SILENT ECOWATT CAV are ideal for installations where space is very limited, especially in ceiling voids.



### Low noise level

Sound waves produced inside the TD, are directed through the perforated inner skin (1) and absorbed by the layer of sound absorbent material (2).



### Easy maintenance

Detachable fan unit for maintenance, or cleaning, without demounting duct connections. Plastic clamping flanges make the operation easier.

### Connection box rotated 360°

Connection box can be rotated 360°, to facilitate easy connection of the power cable.

### Rubber seals

Bi-material inlet and outlet incorporating a rubber seal to facilitate installation and absorb vibrations.

### Support bracket

Support bracket for installing on a wall or ceiling, incorporating twin-material support brackets for the motor section that absorbs vibration.

### Easy to mount



Loosen and open clamps on both sides.

Remove the fan body.

Remove the terminal box lid.

Connect electrical supply.

Remount the fan body by tightening the clamps.

## TECHNICAL CHARACTERISTICS

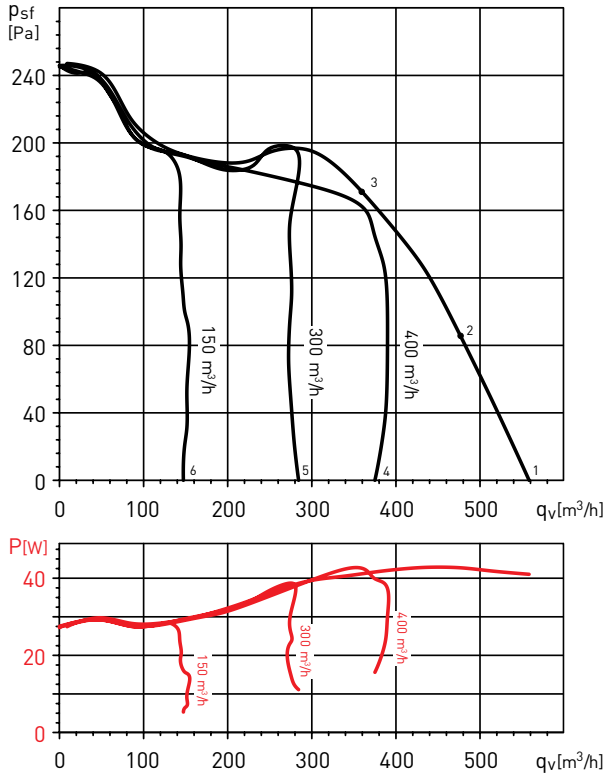
Model	Tension (V)	Maximum absorbed power (W)		Maximum absorbed current (A)		Airflow (m³/h)		Sound pressure level* LpA at 3 m (dB(A))						Weight (kg)
		Min.	Max.	Min.	Max.	Min.	Max.	Inlet		Outlet		Radiated		
								Min.	Max.	Min.	Max.	Min.	Max.	
TD-500/150-160 SILENT ECOWATT CAV	230	5	40	0,05	0,3	150	400	30	44	23	33	31	43	6
TD-1000/200 SILENT ECOWATT CAV	230	10	100	0,1	0,65	200	800	30	46	25	34	34	53	8,7

\* Sound pressure level measured in free field condition at 3m.

**PERFORMANCE CURVES - ACOUSTIC CHARACTERISTICS**

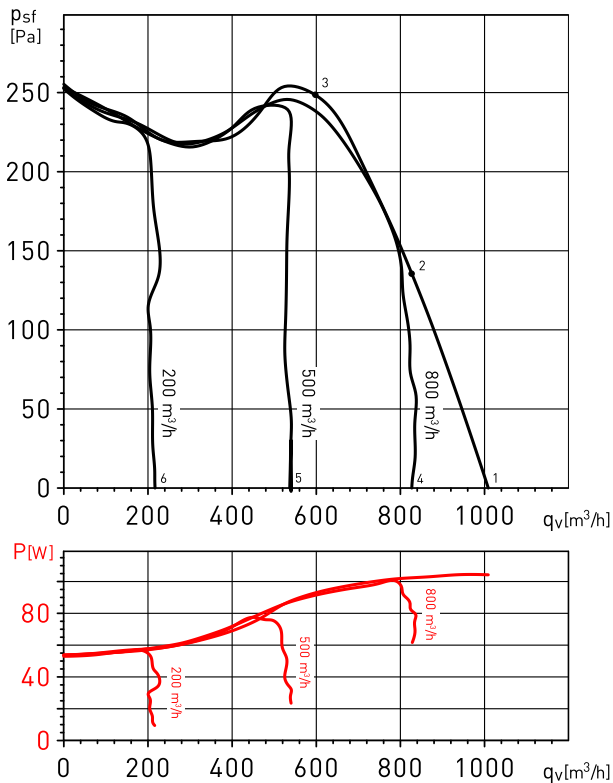
- $q_v$ : Airflow in  $m^3/h$ .
- $p_{sf}$ : Static pressure in Pa.
- P: Input power in W.
- Normal dry air at 20°C and 760 mmHg.
- Performance data in accordance with ISO 5801 and AMCA 210-99 Standards.
- Sound power in dB(A).

TD-500/150-160 SILENT ECOWATT CAV



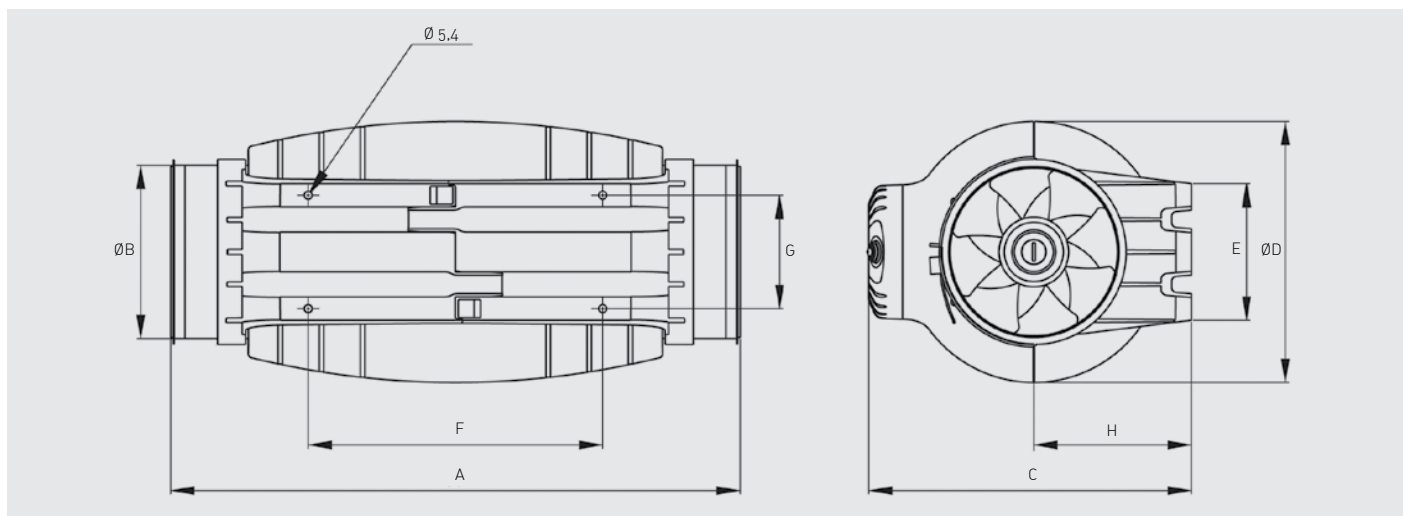
TD-500/150-160 SILENT ECOWATT CAV		63	125	250	500	1.000	2.000	4.000	8.000	LwA
1	Inlet	22	33	52	60	60	60	54	45	65
	Outlet	37	36	53	61	60	55	49	42	64
	Radiated	10	27	45	50	49	46	41	31	54
2	Inlet	22	30	50	59	59	59	50	42	64
	Outlet	35	33	52	60	59	52	45	38	63
	Radiated	11	24	43	49	48	44	37	29	53
3	Inlet	21	29	51	59	57	55	49	43	63
	Outlet	30	29	51	59	57	50	44	38	62
	Radiated	10	23	45	49	47	41	36	29	53
4	Inlet	26	28	43	51	54	55	42	32	58
	Outlet	25	27	45	51	54	51	37	29	57
	Radiated	14	22	37	42	45	40	29	20	48
5	Inlet	19	26	37	50	41	31	27	24	51
	Outlet	21	26	40	50	44	28	24	24	51
	Radiated	27	27	36	41	36	19	18	21	43
6	Inlet	19	26	37	50	41	31	27	24	50
	Outlet	21	26	40	50	44	28	24	24	50
	Radiated	27	27	36	41	36	19	18	21	43

TD-1000/200 SILENT ECOWATT CAV



TD-1000/200 SILENT ECOWATT CAV		63	125	250	500	1.000	2.000	4.000	8.000	LwA
1	Inlet	29	42	60	58	62	60	56	48	67
	Outlet	35	45	61	67	72	65	55	45	74
	Radiated	21	29	43	48	51	47	39	36	55
2	Inlet	30	43	58	58	61	59	54	48	66
	Outlet	30	46	61	68	71	63	53	44	73
	Radiated	22	29	41	48	51	46	37	36	54
3	Inlet	36	48	60	59	58	57	52	44	65
	Outlet	33	52	64	67	68	61	51	41	71
	Radiated	28	35	44	49	47	44	35	32	53
4	Inlet	28	40	59	54	59	56	51	43	64
	Outlet	29	42	60	62	67	59	49	39	69
	Radiated	22	25	40	39	50	44	38	35	52
5	Inlet	26	36	52	52	55	49	44	36	58
	Outlet	27	39	60	57	60	54	43	33	64
	Radiated	20	19	40	41	50	37	32	31	51
6	Inlet	24	34	45	45	44	39	34	30	50
	Outlet	33	40	48	49	49	43	33	29	54
	Radiated	14	22	37	41	40	31	30	29	45

**DIMENSIONS (MM)**



	A	ØB	C	ØD	E	F	G	H
TD-500/150-160*	484	147	274	221	116	250	96	134
TD-1000/200	568	198	327	264	145	340	129	164

\* It provides an additional rubber gasket for installation in 160 mm ducts.

**ELECTRICAL ACCESSORIES**



**REB-ECOWATT**  
**Remote speed control.**  
 Enables the speed control of the fan continuously, manually and remote.



**CONTROL ECOWATT BASIC**  
**Speed controller and on-off.**



**CONTROL ECOWATT AC/DC**  
**Control element for demand controlled ventilation systems** in public, commercial residential buildings it automatically modifies the fan speed to adapt it to the needs defined in the system, measured with sensors.



**SC02-A**  
**Ambient CO<sub>2</sub> and temperature sensor.**  
**SC02-AD**  
**Ambient CO<sub>2</sub> and temperature sensor with display.**



**CPFL-S / CPFL-E**  
**Presence detector** for ceiling mount, sensitive to infrared radiation by bodies in movement, with a 360° detecting angle. Power supply: 1-230 V.

**SCHT-AD**  
**Ambient CO<sub>2</sub> sensor, temperature and relative humidity with display.**